



# COPENHAGUE

DESIGN BY RONAN & ERWAN BOUROULLEC

HAY



## COPENHAGUE

Copenhagen is a furniture series designed by Ronan and Erwan Bouroullec designed especially for the University of Copenhagen in 2013. In addition to a homely and welcoming expression, functionality, durability and ease of cleaning were important design requirements for the university. The Bouroullec brothers approached the task by merging design history with modern technology in an idiom with a strong and independent appearance in a broad and versatile series that embraces both public and private environments.









- COPENHAGUE -







- COPENHAGUE -





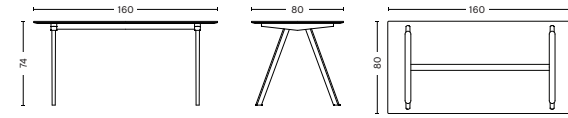




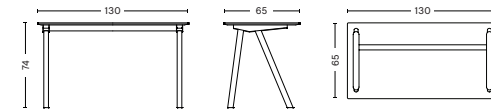


- CPH DESKS -

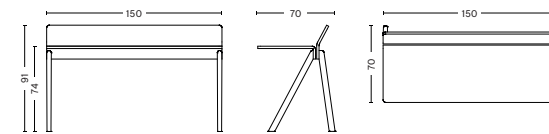
**DIMENSIONS**



**CPH 10 DESK**  
L160 x W80 x H74 cm



**CPH 90 DESK**  
L130 x W65 x H74 cm



**CPH 190 DESK**  
L150 x W70 x H74/91 cm





- COPENHAGUE -

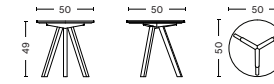




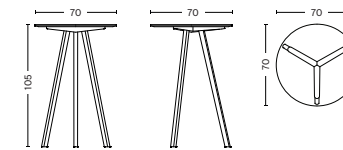


- CPH 20 -

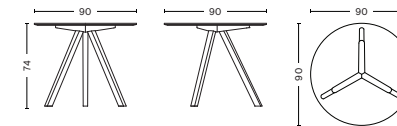
**DIMENSIONS**



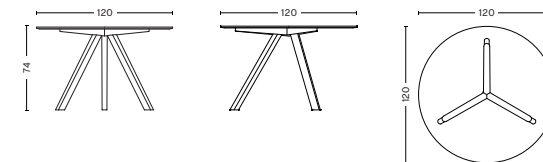
CPH 20 ROUND  
Ø50 x H49 cm



CPH 20 ROUND  
Ø70 x H105 cm



CPH 20 ROUND  
Ø90 x H74 cm



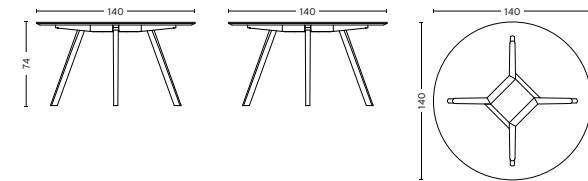
CPH 20 ROUND  
Ø120 X 74 cm





- CPH 25 -

**DIMENSIONS**



CPH 25 ROUND  
Ø140 X 74 cm



- COPENHAGUE -

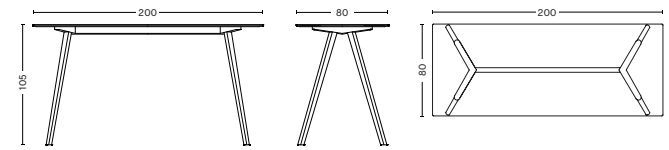




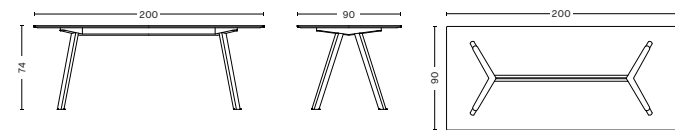


- CPH 30 -

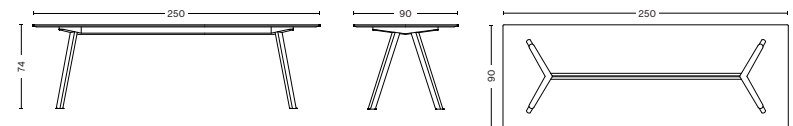
**DIMENSIONS**



CPH 30  
L200 x W80 x H105 cm



CPH 30  
L200 x W90 x H74 cm



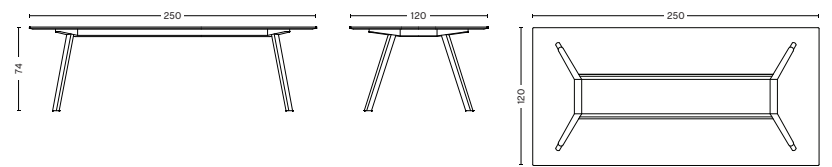
CPH 30  
L250 x W90 x H74 cm



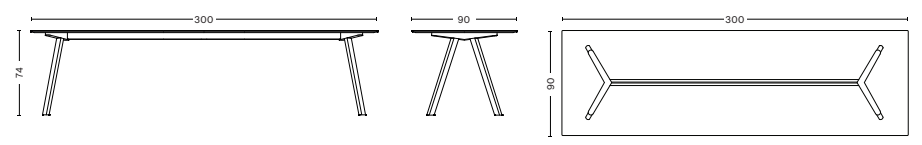


- CPH 30 -

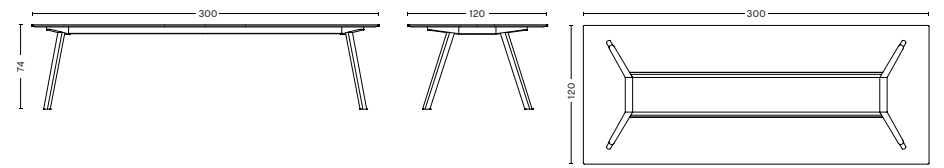
**DIMENSIONS**



CPH 30  
L250 x W120 x H74 cm



CPH 30  
L300 x W90 x H74 cm



CPH 30  
L300 x W120 x H74 cm



**MATERIALS**

TABLETOP / 24 mm plywood tabletop with laminate, linoleum or veneer in different finishes. Bevel edge. Tabletop edge matches frame finish. 1 mm laminate / 2 mm linoleum.

FRAME / Slanted wooden legs featuring non-visible integrated screw-in adjustable feet that can be extended up to 12 mm to make the table level on uneven surfaces.

**COLOURS AND FINISHES**

**FRAME**



**TABLETOP**



**TABLE COMBINATIONS**

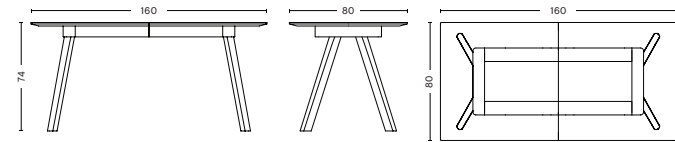
FRAME \ TABLETOP	SOAPED SOLID OAK	BLACK STAINED SOLID OAK	CLEAR LACQUERED SOLID OAK	MATT LACQUERED SOLID OAK
BLACK STAINED OAK VENEER		•		
MATT LACQUERED OAK VENEER				•
CLEAR LACQUERED OAK VENEER			•	
BLACK LINOLEUM	•	•	•	•
GREY LINOLEUM	•		•	•
OFF WHITE LINOLEUM	•		•	•
GREEN LINOLEUM	•		•	•
WHITE LAMINATE	•		•	•



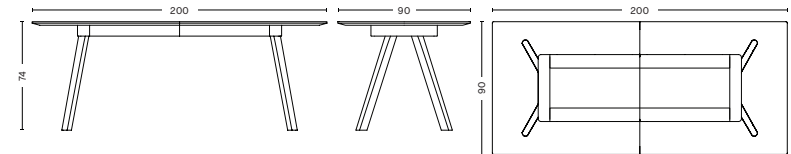


- CPH 30 EXTENDABLE -

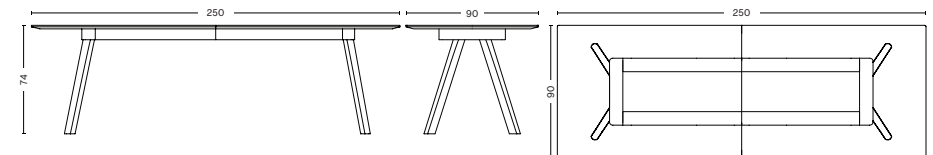
**DIMENSIONS**



L160/310 x W80 x H74 cm  
Max. 3 leaves in size 50x80 cm



L200/400 x W90 x H74 cm  
Max. 4 leaves in size 50x90 cm



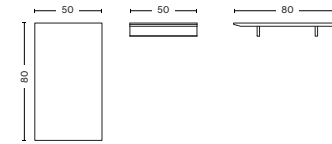
L250/450 x W90 x H74 cm  
Max. 4 leaves in size 50x90 cm



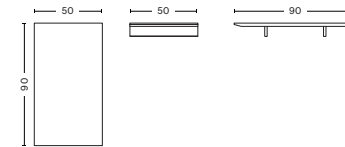


- CPH 30 EXTENDABLE -

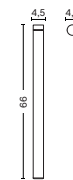
**DIMENSIONS**



Leaf  
L50 x W80 cm



Leaf  
L50 x W90 cm



Support leg  
H66 x Ø4,5 cm  
To be used when having 3 or 4 leaves



**MATERIALS**

TABLETOP / 24 mm plywood tabletop with laminate, linoleum or veneer in different finishes.

Bevel edge. Tabletop edge matches frame finish. 1 mm laminate / 2 mm linoleum.

Please note tabletop crossbar matches table frame.

FRAME / Slanted wooden legs featuring non-visible integrated screw-in adjustable feet that can be extended up to 12 mm to make the table level on uneven surfaces.

LEAF / 24 mm plywood beech with laminate or linoleum.

Crossbar in 18 mm solid oak. Table leaves are available in 2 sizes.

SUPPORT LEG / Solid black painted beech. Inclusive adjustable glider.

**COLOURS AND FINISHES**

**FRAME / CROSSBAR**



SOAPED  
SOLID OAK



BLACK STAINED  
SOLID OAK



CLEAR LACQUERED  
SOLID OAK



MATT LACQUERED  
SOLID OAK

**TABLETOP**



BLACK  
LINOLEUM



GREY  
LINOLEUM



OFF WHITE  
LINOLEUM



WHITE  
LAMINATE



BLACK STAINED  
OAK VENEER



CLEAR  
LACQUERED OAK  
VENEER



MATT LACQUERED  
OAK VENEER

**LEAF**



BLACK  
LINOLEUM



GREY  
LINOLEUM



OFF WHITE  
LINOLEUM



WHITE  
LAMINATE

Please note that colour difference will occur between table tops and leaves.

**TABLE COMBINATIONS**

TABLETOP	FRAME			
	SOAPED SOLID OAK	BLACK STAINED SOLID OAK	CLEAR LACQUERED SOLID OAK	MATT LACQUERED SOLID OAK
BLACK STAINED OAK VENEER		•		
MATT LACQUERED OAK VENEER				•
CLEAR LACQUERED OAK VENEER			•	
BLACK LINOLEUM	•	•		•
GREY LINOLEUM	•			•
OFF WHITE LINOLEUM	•			•
WHITE LAMINATE	•			•

**LEAF COMBINATIONS**

LEAF	CROSSBAR			
	SOAPED SOLID OAK	BLACK STAINED SOLID OAK	CLEAR LACQUERED SOLID OAK	MATT LACQUERED SOLID OAK
BLACK LINOLEUM	•	•	•	•
GREY LINOLEUM	•			•
OFF WHITE LINOLEUM	•			•
WHITE LAMINATE	•			•

We recommend that the crossbar matches the table frame finish. For tables with oak veneer tabletop we recommend leaves with black linoleum top and crossbar as the frame finish.



- COPENHAGUE -

Please use below link to download  
images of the Copenhagen collection.

[Imagebank](#)

Please use below link for order  
placement and further information.

[HAYb2b.com](https://www.hay.com)

**HAY**

hay.com

