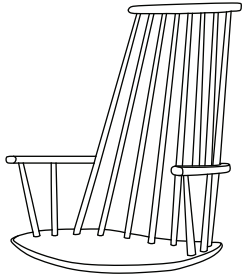


ASSEMBLY INSTRUCTION

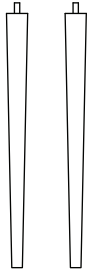
J110 Chair

* After a few weeks of use, remember to retighten the legs

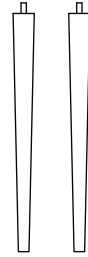
A x 1



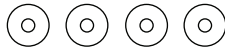
B x 2



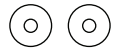
C x 2



D x 4



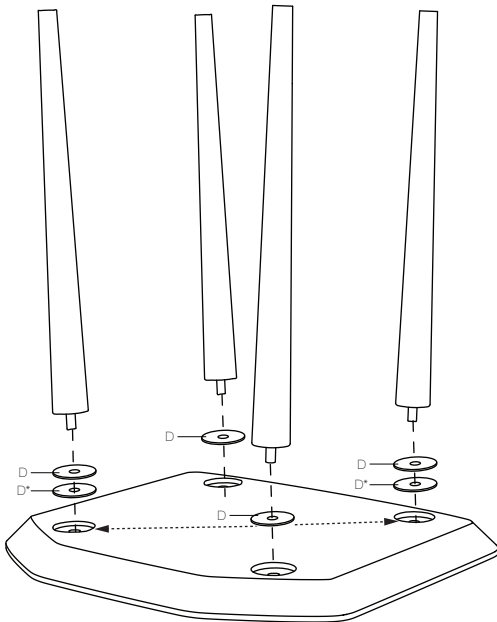
D* x 2



NOTE!

If the chair tilts

Place C* x 2 on two legs diagonally on each other



HAY

