

&tradition[®]



BELLEVUE AJ3

by ARNE JACOBSEN

USER INSTRUCTIONS

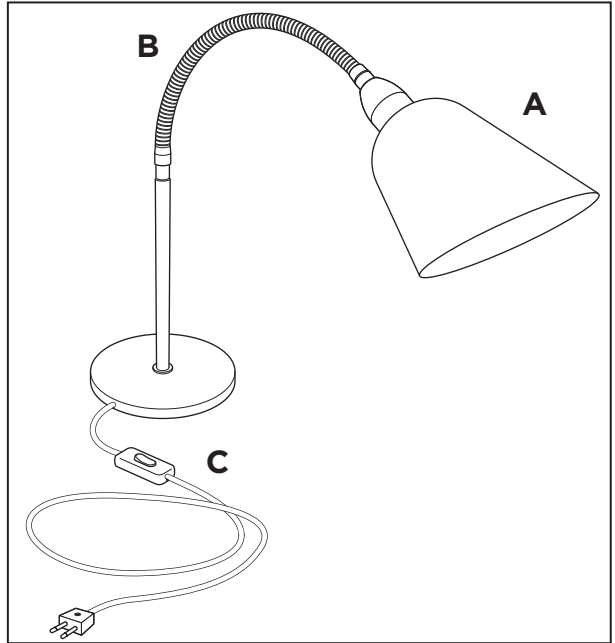
andtradition.com

Congratulations on choosing this Bellevue desk lamp designed in by Arne Jacobsen in 1929. We hope you will enjoy using this lamp and follow these instructions to ensure correct operation. If you have any questions or comments, please do not hesitate to contact us by mail on:
info@andtradition.dk

Description Of Parts:

- A** - Lamp Shade
- B** - Adjustable swan-neck
- C** - 3 meter cord with switch

Please read these instructions carefully and retain them for future reference to ensure that the lamp is correctly operated. For your own safety, please study each step of this instruction manual before you commence operation. &Tradition are not responsible for any faults or damages caused by not following these instructions correctly. Do not modify this lamp in any way.



Installation Suggestions:

The Bellevue AJ3 desk lamp can be used as a stand alone lighting source or in combination with the other lamps in the Bellevue series. Place it on a work desk, side table, credenza or bedside table. The lamp can also be used in combination with the rest of the &Tradition collection. Visit our website for more inspiration:

www.andtradition.com

Safety Precautions:


- Dispose of plastic bag from packaging and do not allow children to play with it.
- The lamp is only intended for interior use.
- Lamp shade gets hot after prolonged use.
- Do not place the cable in reach of small children or anywhere there is a risk of falling over it.

Cleaning Instructions:

- Wipe surface of lamp shade with a soft, damp sponge or cloth.
- Do not use any abrasive cleaning tools such as steel wool, scouring sponges or stiff brushes.
- Never use strong cleaning agents such as white spirit, turpentine, household glass cleaner or cellulose thinners.
- Only wipe the inside of the shade with a soft, damp cloth or feather duster..

01.

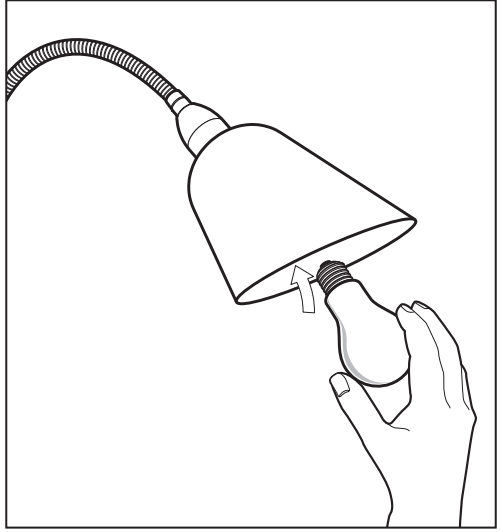
The lamp accept standard screw mount bulbs:



Maximum 60 W.
Tungsten E27 bulb.

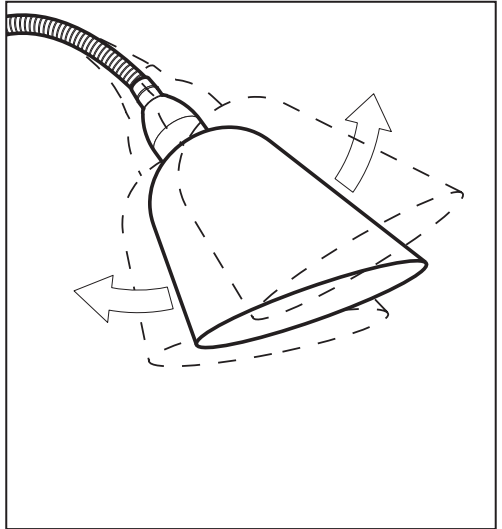


Maximum 12 W.
Low Energy E27
bulb.



02.

Use the flexible swan-neck to set the shade at a desired angle. It is best to set the angle before turning the lamp on as the shade gets hot when the lamp is in use for longer periods of time.





CE □ F IP20

& tradition[®]
COPENHAGEN

KONGEVEJEN 2. DK-3480 FREDENSBORG.
T. +45 39200233 F.+45 39200256

INFO@ANDTRADITION.DK WWW.ANDTRADITION.COM